

Scaled data based on original data using
LM-79-08 Approved Method: Electrical and Photometric Measurements of Solid-
State Lighting Products

Test Report Prepared for
Cooper Lighting Solutions
(formerly Eaton)

Brand: McGRAW-EDISON

Report Number: P385938

Luminaire Tested: **GWC-SA1C-735-U-SL3-HSS**

Issue Date: 3/3/2020

Test Information

Test Method: LM-79-08
Report Number: P385938
TEST IS SCALED FROM IESNA LM-79-08 TEST DATA (G2-1903-205-23)
Test Lab: INNOVATION CENTER
Issue Date: 3/3/2020
Manufacturer: COOPER LIGHTING SOLUTIONS (FORMERLY EATON)
Product Line: MCGRAW-EDISON
Catalog Number: GWC-SA1C-735-U-SL3-HSS
Description: GALLEON WALL LUMINAIRE
(1) 70 CRI, 3500K, 1050mA LIGHTSQUARE WITH 16 LEDS AND TYPE III SPILL
LIGHT ELIMINATOR OPTICS WITH HOUSE SIDE SHIELD
Light Source: -
Ballast/Driver: ELECTRONIC DRIVER

Summary

Lumens per Lamp: N/A
Luminaire Lumens: 6061.9 lumens
Efficiency: N/A
Efficacy: 102.7 lumens/watt
Luminous Opening: Rectangular (W 0.5' x L: 0.5' x H: 0')
IES Classification: Type III - Medium
BUG Rating: B1 - U0 - G2

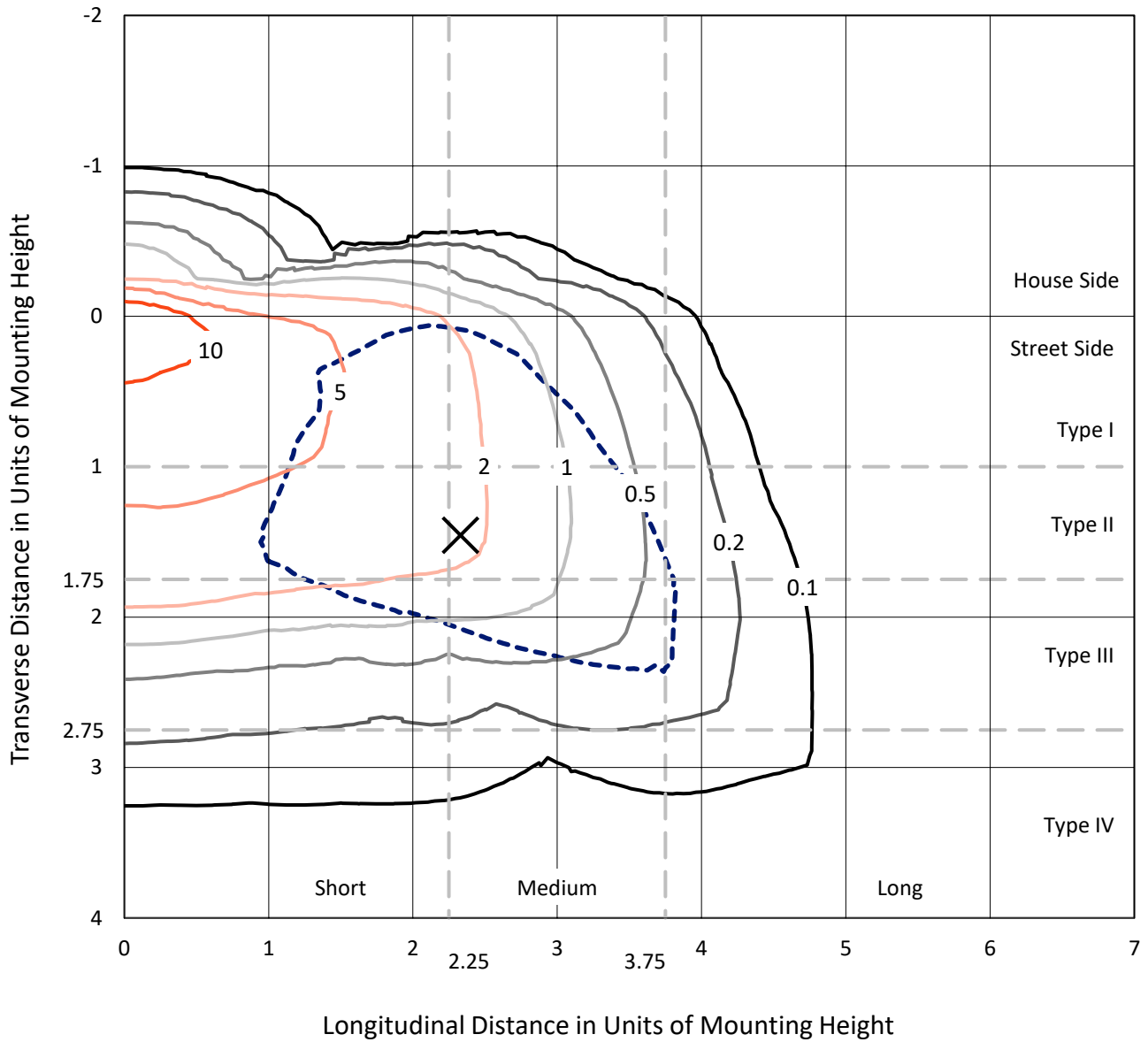
Input Watts (W): 59
Input Voltage (V): NR
Input Current (Ain): NR
Voltage Rise (V): NR
Power Factor: NR
Total Harmonic Distortion (THDi): NR
Frequency (hertz): 60
Stabilization Time: NR
Operation Time: NR
Ambient Temperature (°C): NR
Test Distance: 24 FT



REPORT NUMBER: P385938
 CATALOG NUMBER: GWC-SA1C-735-U-SL3-HSS

Iso-Footcandle Lines of Horizontal Illumination

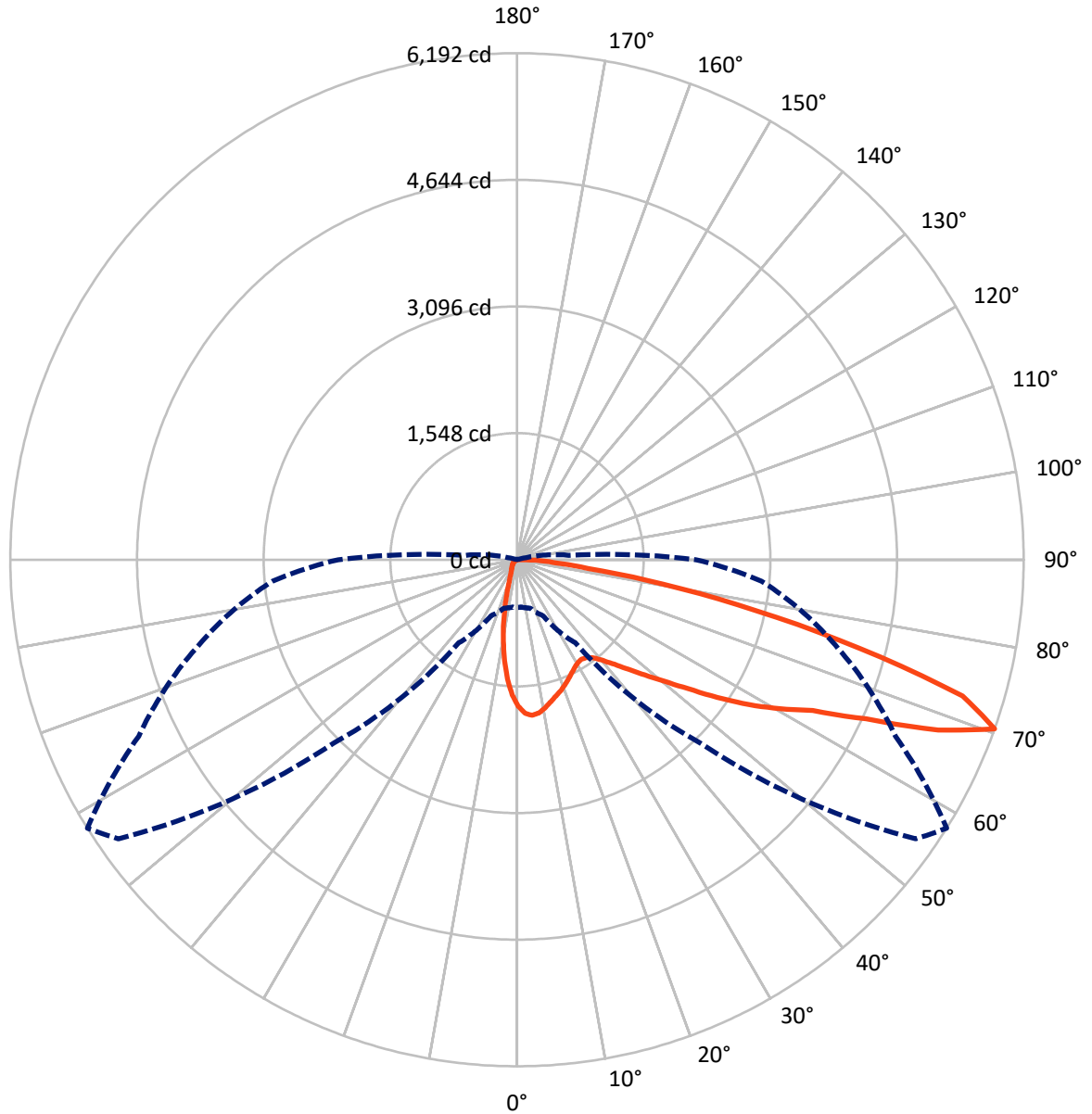
✕ Max cd
 - - - 1/2 Max cd



Based on 10 foot mounting height. Maximum calculated value = 18.2 fc
 Type III - Medium - N/A

REPORT NUMBER: P385938
CATALOG NUMBER: GWC-SA1C-735-U-SL3-HSS

Luminous Intensity Polar Plot



— Vertical Plane Through 58-Deg Lateral - - - Horizontal Cone Through 70-Deg Vertical

REPORT NUMBER: P385938

CATALOG NUMBER: GWC-SA1C-735-U-SL3-HSS

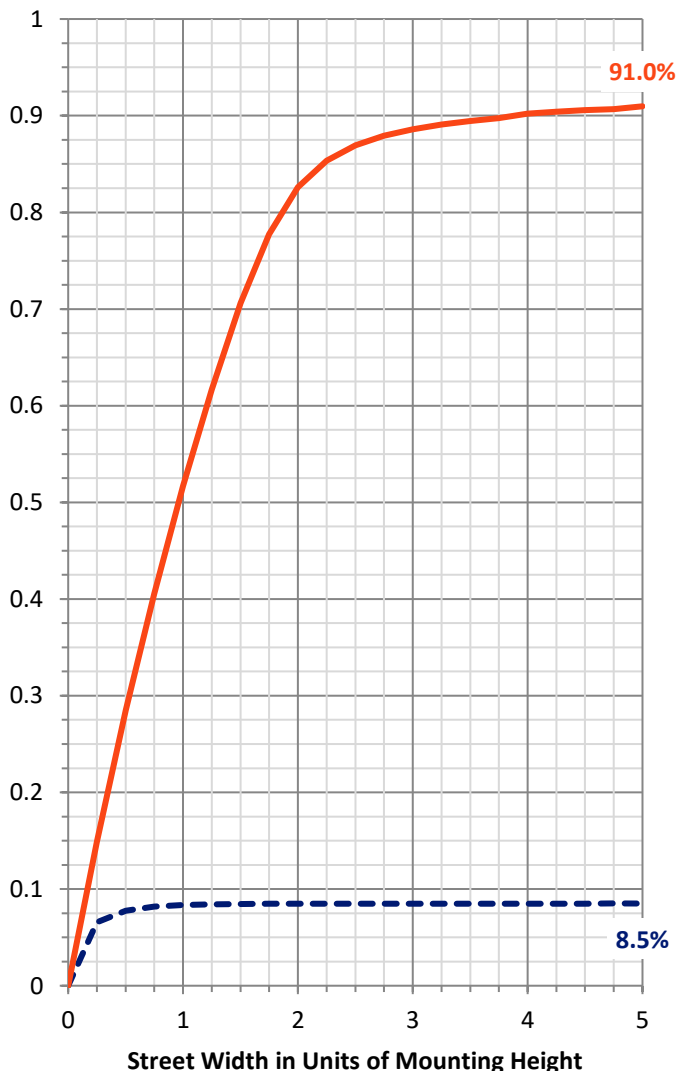
FLUX DISTRIBUTION:

		Downward	Upward	Total
House Side	Lumens	518.8	0.0	518.8
	% Fixture	8.6	0.0	8.6
Street Side	Lumens	5543.1	0.0	5543.1
	% Fixture	91.4	0.0	91.4
Total	Lumens	6061.9	0.0	6061.9
	% Fixture	100.0	0.0	100.0

ZONAL LUMENS:

Zone	Lumens	% Fixture
0°-10°	146.4	2.4
10°-20°	307.3	5.1
20°-30°	404.0	6.7
30°-40°	535.1	8.8
40°-50°	799.8	13.2
50°-60°	1281.2	21.1
60°-70°	1615.0	26.6
70°-80°	871.1	14.4
80°-90°	102.0	1.7
90°-100°	0.0	0.0
100°-110°	0.0	0.0
110°-120°	0.0	0.0
120°-130°	0.0	0.0
130°-140°	0.0	0.0
140°-150°	0.0	0.0
150°-160°	0.0	0.0
160°-170°	0.0	0.0
170°-180°	0.0	0.0
0°-90°	6061.9	100.0
0°-180°	6061.9	100.0

Coefficient of Utilization



REPORT NUMBER: P385938

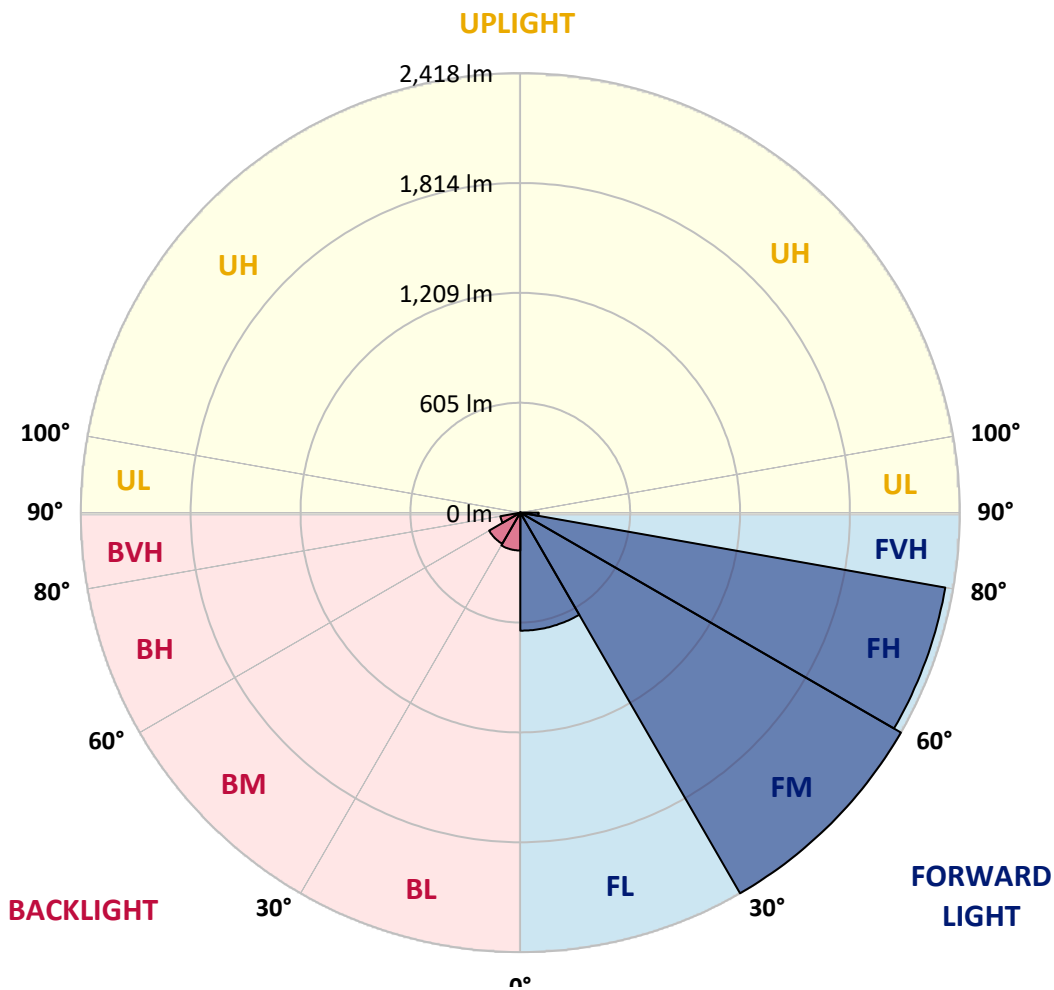
CATALOG NUMBER: GWC-SA1C-735-U-SL3-HSS

LUMINAIRE CLASSIFICATION SYSTEM LUMEN TABLE AND BUG RATING:

Zone	Lumens	% Fixture	Zone Rating/Lumen Limit		
			B	U	G
FL (0°-30°)	649.4	10.7			
FM (30°-60°)	2418.2	39.9			
FH (60°-80°)	2374.5	39.2			G2/5000
FVH (80°-90°)	101.1	1.7			G2/225
BL (0°-30°)	208.4	3.4	B1/500		
BM (30°-60°)	197.9	3.3	B0/220		
BH (60°-80°)	111.6	1.8	B1/500		G1/500
BVH (80°-90°)	0.9	0.0			G0/10
UL (90°-100°)	0.0	0.0		U0/0	
UH (100°-180°)	0.0	0.0		U0/0	

BUG Rating: B1-U0-G2

Type III Medium





REPORT NUMBER: P385938

CATALOG NUMBER: GWC-SA1C-735-U-SL3-HSS

CANDELA DISTRIBUTION (FULL):

	0°	5°	15°	25°	35°	45°	55°	58°	65°	75°	85°
0°	1790.7	1790.7	1790.7	1790.7	1790.7	1790.7	1790.7	1790.7	1790.7	1790.7	1790.7
2.5°	1939.1	1934.3	1932.6	1929.5	1918.0	1906.6	1884.1	1877.8	1863.8	1830.2	1794.7
5°	1940.6	1940.4	1945.7	1944.5	1940.4	1935.1	1919.0	1910.6	1886.7	1838.8	1773.8
7.5°	1847.1	1851.9	1863.8	1873.3	1884.4	1898.8	1900.8	1892.8	1873.1	1821.4	1735.2
10°	1721.6	1729.1	1745.8	1764.7	1793.7	1822.4	1848.2	1847.1	1840.3	1789.4	1688.8
12.5°	1595.8	1604.7	1623.8	1651.7	1692.9	1739.8	1785.6	1791.9	1803.3	1760.7	1646.0
15°	1485.7	1493.3	1512.1	1546.4	1597.3	1660.4	1727.6	1739.2	1768.5	1738.3	1610.2
17.5°	1392.2	1397.0	1410.8	1448.8	1507.8	1584.2	1671.7	1694.4	1738.0	1720.6	1579.2
20°	1326.9	1327.6	1336.7	1363.4	1422.4	1507.8	1613.7	1646.2	1705.8	1705.5	1547.2
22.5°	1294.6	1292.0	1293.8	1309.2	1352.5	1435.0	1555.7	1594.3	1676.7	1692.6	1514.7
25°	1288.6	1286.5	1281.5	1283.5	1309.7	1371.2	1497.3	1541.8	1651.3	1684.8	1486.4
27.5°	1307.4	1309.5	1300.9	1291.9	1293.8	1329.9	1445.4	1497.0	1630.6	1684.8	1466.5
30°	1345.5	1346.5	1340.2	1328.4	1312.5	1318.3	1409.3	1460.9	1620.3	1696.4	1453.9
32.5°	1387.6	1393.1	1392.4	1382.8	1360.1	1336.7	1400.7	1447.9	1619.5	1722.1	1452.7
35°	1439.8	1446.1	1456.7	1454.7	1431.0	1392.4	1429.9	1467.1	1634.4	1764.5	1466.3
37.5°	1495.2	1504.8	1527.5	1538.4	1522.9	1479.4	1495.5	1522.0	1674.2	1833.0	1500.8
40°	1549.0	1559.8	1601.1	1643.8	1632.1	1587.2	1594.8	1615.9	1745.0	1931.6	1566.3
42.5°	1601.6	1617.7	1678.5	1748.6	1762.4	1726.6	1730.6	1747.6	1850.1	2067.1	1673.4
45°	1664.6	1682.7	1772.7	1859.2	1896.3	1880.7	1897.8	1908.8	1987.5	2246.4	1817.9
47.5°	1757.1	1778.1	1888.5	1987.0	2052.0	2062.2	2096.6	2104.0	2161.2	2455.1	2006.2
50°	1937.6	1943.4	2043.2	2132.7	2226.5	2287.0	2326.3	2331.9	2371.4	2683.2	2241.4
52.5°	2164.7	2168.5	2225.0	2285.0	2391.6	2515.1	2607.1	2614.9	2623.3	2905.5	2473.5
55°	2390.3	2389.8	2427.1	2462.4	2584.4	2763.9	2963.5	2968.3	2908.6	3116.5	2651.0
57.5°	2531.2	2544.8	2601.6	2646.9	2817.3	3047.5	3324.4	3342.1	3208.2	3272.8	2826.4
60°	2486.4	2492.9	2618.7	2786.5	3107.4	3450.5	3689.8	3694.3	3433.6	3428.8	3048.2
62.5°	2118.3	2121.9	2319.5	2665.5	3254.4	3973.3	4130.3	4056.5	3692.8	3645.3	3313.6
65°	1451.9	1474.8	1639.9	2067.7	2984.5	4301.2	4812.4	4690.1	4087.7	3957.4	3553.6
67.5°	855.0	850.2	931.9	1247.0	2192.0	4083.5	5675.3	5553.7	4626.3	4166.4	3483.3
70°	584.0	580.7	612.0	754.9	1237.4	3167.6	5946.6	6191.9	5102.0	4025.7	2997.8
72.5°	416.9	418.7	464.8	586.6	776.9	1845.6	5113.9	5694.3	4953.0	3509.5	2278.7
75°	283.0	287.8	353.9	481.2	681.1	938.9	3629.0	4328.7	4033.3	2550.6	1309.7
77.5°	152.3	157.5	235.4	387.7	615.8	652.3	2334.4	2979.1	2533.5	1146.6	379.6
80°	63.5	66.5	110.2	281.8	532.1	572.9	1373.5	1806.5	1079.6	226.1	84.7
82.5°	27.4	29.0	45.8	168.2	397.7	483.7	727.2	869.1	327.2	49.7	42.6
85°	5.3	5.5	18.9	89.0	253.8	273.0	471.4	462.0	146.9	21.4	31.0
87.5°	0.0	0.0	4.5	28.0	74.6	148.7	287.6	284.1	49.9	10.3	11.6
90°	0.0	0.0	0.0	0.0	0.0	0.0	0.0	0.0	0.0	0.0	0.0



REPORT NUMBER: P385938
 CATALOG NUMBER: GWC-SA1C-735-U-SL3-HSS

CANDELA DISTRIBUTION (continued):

	90°	95°	105°	115°	125°	135°	145°	155°	165°	175°	180°
0°	1790.7	1790.7	1790.7	1790.7	1790.7	1790.7	1790.7	1790.7	1790.7	1790.7	1790.7
2.5°	1776.6	1759.1	1722.6	1677.5	1642.9	1604.9	1574.6	1536.3	1519.7	1520.4	1511.4
5°	1736.8	1701.0	1620.0	1518.0	1439.2	1358.1	1288.3	1218.8	1177.6	1164.3	1151.7
7.5°	1679.7	1623.0	1494.0	1336.7	1203.6	1073.5	960.3	860.8	797.8	767.0	755.6
10°	1615.5	1535.8	1349.1	1141.8	951.8	775.8	629.1	501.6	450.7	416.2	407.3
12.5°	1559.0	1451.2	1207.4	941.9	716.4	504.2	364.2	284.8	250.3	236.7	234.4
15°	1505.8	1372.0	1071.0	761.0	496.1	310.3	231.7	204.7	196.6	194.4	194.4
17.5°	1455.7	1296.6	937.7	582.8	328.2	217.6	191.8	185.8	183.3	183.0	183.3
20°	1403.3	1221.2	806.6	427.0	229.1	184.2	177.2	173.9	173.1	173.1	173.1
22.5°	1353.1	1145.9	679.1	305.0	183.7	168.2	164.6	162.3	161.6	161.3	160.8
25°	1304.9	1074.3	554.5	215.5	161.3	154.0	151.0	148.0	145.7	144.5	143.6
27.5°	1265.4	1010.5	438.6	172.9	145.7	139.4	135.6	131.0	125.5	123.0	122.0
30°	1233.9	952.3	338.0	146.0	131.0	124.8	118.9	111.1	103.1	98.8	98.5
32.5°	1209.2	895.1	256.6	129.1	118.0	110.2	101.8	92.0	82.7	77.9	77.6
35°	1197.1	844.7	196.1	116.7	106.3	96.6	86.2	75.3	66.3	61.7	61.2
37.5°	1205.1	802.1	153.0	106.3	96.6	85.2	73.1	61.7	53.7	49.7	49.4
40°	1234.6	774.8	124.3	97.5	88.2	74.4	61.2	50.6	43.9	40.6	40.3
42.5°	1297.4	764.8	106.2	90.3	80.1	64.3	50.9	41.8	35.5	33.3	32.8
45°	1402.2	779.6	93.8	83.1	71.9	54.7	42.1	34.3	28.7	27.0	26.7
47.5°	1541.8	818.7	84.9	76.4	64.3	46.1	35.0	27.7	23.5	21.7	21.4
50°	1721.8	880.7	77.6	69.6	57.2	39.1	29.0	21.9	18.1	16.9	16.9
52.5°	1917.7	954.5	71.1	63.2	50.2	32.5	23.5	16.9	14.4	12.9	12.9
55°	2079.5	1019.1	64.1	58.5	41.6	27.0	17.9	12.9	10.6	9.9	9.9
57.5°	2241.1	1087.9	56.0	50.2	33.3	21.9	13.6	9.6	7.8	7.3	7.3
60°	2450.6	1172.1	48.2	40.9	26.2	16.6	10.1	6.8	5.8	5.5	5.5
62.5°	2680.9	1221.5	41.1	32.8	20.4	12.3	7.3	4.5	4.3	4.3	4.0
65°	2821.8	1151.7	34.6	26.2	15.9	9.3	4.8	3.3	3.8	3.6	3.0
67.5°	2642.1	901.6	28.3	20.4	12.3	7.0	3.0	2.3	4.0	3.3	2.5
70°	2187.7	631.2	21.9	14.4	9.9	6.0	2.0	1.5	4.3	3.3	2.0
72.5°	1637.2	422.4	17.4	9.6	7.3	5.3	1.8	0.8	3.8	2.8	1.8
75°	894.6	170.1	13.9	6.0	4.5	3.8	1.2	0.5	2.5	2.0	1.2
77.5°	235.4	44.9	10.1	4.0	2.5	1.5	0.8	0.3	1.2	1.0	0.5
80°	60.0	17.4	6.6	2.8	1.8	0.8	0.0	0.0	0.3	0.0	0.0
82.5°	32.0	7.3	4.0	2.0	1.0	0.0	0.0	0.0	0.0	0.0	0.0
85°	24.2	4.8	2.3	1.2	0.3	0.0	0.0	0.0	0.0	0.0	0.0
87.5°	9.3	1.5	0.8	0.0	0.0	0.0	0.0	0.0	0.0	0.0	0.0
90°	0.0	0.0	0.0	0.0	0.0	0.0	0.0	0.0	0.0	0.0	0.0

Signify Classified - Internal
Cooper Lighting Solutions Photometric Lab
1121 Highway 74 South
Peachtree City, GA 30269

Scaled Data Report



Report Generated By 670245982

Signify Classified - Internal
Cooper Lighting Solutions Photometric Lab
1121 Highway 74 South
Peachtree City, GA 30269

Scaled Data Report



Signify Classified - Internal
Cooper Lighting Solutions Photometric Lab
1121 Highway 74 South
Peachtree City, GA 30269

Scaled Data Report



Signify Classified - Internal
Cooper Lighting Solutions Photometric Lab
1121 Highway 74 South
Peachtree City, GA 30269

Scaled Data Report



Signify Classified - Internal
Cooper Lighting Solutions Photometric Lab
1121 Highway 74 South
Peachtree City, GA 30269

Scaled Data Report



--- HS — SS

Signify Classified - Internal
Cooper Lighting Solutions Photometric Lab
1121 Highway 74 South
Peachtree City, GA 30269

Scaled Data Report



u

Signify Classified - Internal
Cooper Lighting Solutions Photometric Lab
1121 Highway 74 South
Peachtree City, GA 30269

Scaled Data Report



Signify Classified - Internal
Cooper Lighting Solutions Photometric Lab
1121 Highway 74 South
Peachtree City, GA 30269

Scaled Data Report



(END OF REPORT)